

Single relay - REL-MR- 24DC/21 - 2961105

Please be informed that the data shown in this PDF Document is generated from our Online Catalog. Please find the complete data in the user's documentation. Our General Terms of Use for Downloads are valid (<http://phoenixcontact.com/download>)



Plug-in miniature power relay, with power contact, 1 PDT, input voltage 24 V DC

Product Features

- ✓ Safe isolation according to DIN EN 50178 between coil and contact
- ✓ High degree of protection, up to RT III (comparable with IP67) depending on type
- ✓ Power contacts up to 6 A



Key Commercial Data

Packing unit	1 pc
Minimum order quantity	10 pc
GTIN	 4 017918 130893
Weight per Piece (excluding packing)	6.72 g
Custom tariff number	85364190
Country of origin	Czech Republic

Technical data

Dimensions

Width	5 mm
Height	28 mm
Depth	15 mm

Ambient conditions

Ambient temperature (operation)	-40 °C ... 85 °C
Ambient temperature (storage/transport)	-40 °C ... 85 °C

Coil side

Single relay - REL-MR- 24DC/21 - 2961105

Technical data

Coil side

Nominal input voltage U_N	24 V DC
Input voltage range in reference to U_N	see diagram
Typical input current at U_N	7 mA
Typical response time	5 ms
Typical release time	2.5 ms
Coil resistance	3390 Ω \pm 10 % (at 20 °C)
Power dissipation for nominal condition	0.17 W

Contact side

Contact type	1 PDT
Contact material	AgSnO
Maximum switching voltage	250 V AC/DC
Minimum switching voltage	5 V (at 100 mA)
Maximum inrush current	on request
Min. switching current	10 mA (at 12 V)
Limiting continuous current	6 A
Interrupting rating (ohmic load) max.	140 W (at 24 V DC)
	20 W (at 48 V DC)
	18 W (at 60 V DC)
	23 W (at 110 V DC)
	40 W (at 220 V DC)
	1500 VA (for 250 V AC)
Switching capacity in acc. with DIN VDE 0660/IEC 60947	2 A (at 24 V, DC13)
	0.2 A (at 110 V, DC13)
	0.1 A (at 220 V, DC13)
	3 A (at 24 V, AC15)
	3 A (at 120 V, AC15)
	3 A (at 230 V, AC15)

General

Test voltage relay winding/relay contact	4 kV AC (50 Hz, 1 min.)
Operating mode	100% operating factor
Mechanical service life	2 x 10 ⁷ cycles
Standards/regulations	IEC 60664
	EN 50178
	IEC 62103
Pollution degree	3
Surge voltage category	III

Single relay - REL-MR- 24DC/21 - 2961105

Technical data

General

Mounting position	any
Assembly instructions	In rows with zero spacing

Classifications

eCl@ss

eCl@ss 4.0	27371104
eCl@ss 4.1	27371104
eCl@ss 5.0	27371001
eCl@ss 5.1	27371001
eCl@ss 6.0	27371001
eCl@ss 7.0	27371001
eCl@ss 8.0	27371601

ETIM

ETIM 2.0	EC000196
ETIM 3.0	EC000196
ETIM 4.0	EC000196
ETIM 5.0	EC001437

UNSPSC

UNSPSC 6.01	30211916
UNSPSC 7.0901	39121515
UNSPSC 11	39121515
UNSPSC 12.01	39121515
UNSPSC 13.2	39121515

Approvals

Approvals

Approvals

UL Recognized / VDE Gutachten mit Fertigungsüberwachung / VDE Zeichengenehmigung / cUL Recognized / GL / cUL Recognized / UL Recognized / EAC / EAC / cULus Recognized

Ex Approvals

Single relay - REL-MR- 24DC/21 - 2961105


Approvals


Approvals submitted

Approval details


UL Recognized 


VDE Gutachten mit Fertigungsüberwachung 

VDE Zeichengenehmigung 

cUL Recognized 

GL

cUL Recognized 

UL Recognized 

EAC

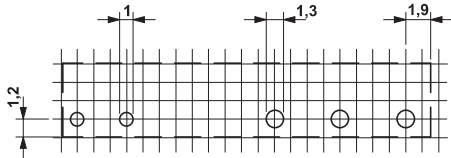
EAC

cULus Recognized 

Single relay - REL-MR- 24DC/21 - 2961105

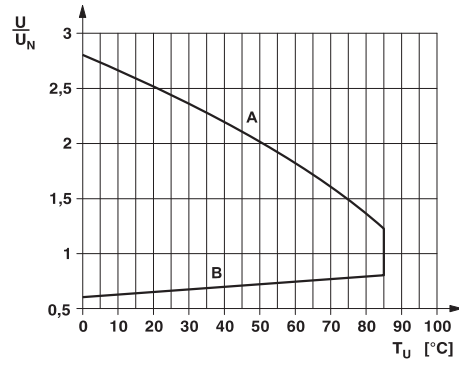
Drawings

Drilling diagram

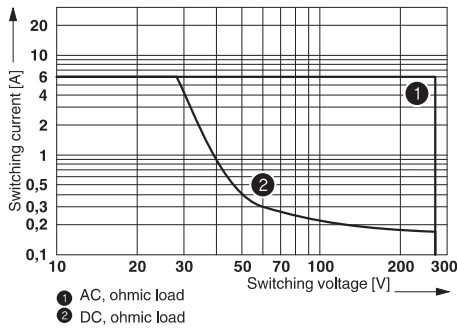


a = pitch division 1.25 mm and 1.27 mm

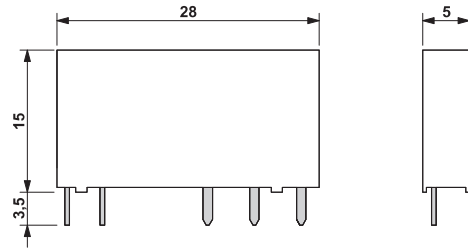
Diagram



Diagram



Dimensional drawing



Interrupting rating

Circuit diagram

